

LET'S SEE THE ANIMALS!

AT THE ZOO

Little
DANCER[™] *Children's Ballet*
Method[™]



At the Zoo

Dance Activities

AGES 1.5 TO 3, WITH A CAREGIVER / AGES 3 to 5 / AGES 5 TO 7

Exploration

For complete activity details, please refer to the [Little Dancer Curriculum's Teacher Guide](#).

Centre Barre

[Music: A Whole New World](#)

	1.5-3 Year Olds	3-5 Year Olds	5-7 Year Olds
Plié	Bend and stretch. Stand tall.	Pliés in parallel. Rise and lower.	Pliés in 1st and 2nd.
Rise and Twirl	Twirls in parallel.	Rise and turn in parallel.	Rise and turn in 1st.
Tendu		Tendus front in parallel.	Tendus front and side, closing in 1st.
Piqué			Piqués front and side, closing in 1st.
Passé	Slow marches.	Parallel passés, balancing for 2 counts with each.	Parallel passés, balancing for 4 counts with each.
Sway	Sways side to side in parallel.	Sways and sways with chassés in parallel.	Sways side to side through second position, turned out. Sways front to back through fourth position, turned out.
3rd Arabesque			Step into tendu derrière, arms in 3rd arabesque. Float the arms down then back up to 3rd arabesque.

At the Zoo

Traveling A

Music: [Night at the Museum](#) and [Tour of the Museum](#)

<p>At the Zoo</p> <p>Dash through the Gate - Quick runs</p> <p>Find the Elephant Exhibit - March up the hill to the exhibit</p> <p>Pretend to be an Elephant - Swing your trunk in a zig zag patterns you do big walks</p> <p>Find the Eagle Exhibit - Tip toe quickly</p> <p>Pretend to be an Eagle - Flying arms and quick demi pointe runs</p> <p>Find the Snake Exhibit - Galop through the zoo</p> <p>Pretend to be a Snake - Slithering in circles by twirling</p>
--

Traveling B

Music: [Weasel Shakedown](#)

<p>Move like a(n)...</p> <p>Elephant - Big floppy ears, long trunk, gray, big</p> <p>Lion - Orangey-yellow, furry, big hairy mane, loud growl, sharp teeth</p> <p>Monkey - Small and brown, long curly tail, swings from the trees</p> <p>Snake - Scaly, slithers on the ground, hides in the grass, says “sssss”</p> <p>Peacock - Big feathers fan out behind it, blue and green, claws for feet, this bird doesn’t fly far</p>
--

Centre Allegro

Music: [Walk and Stalk](#)

	1.5-3 Year Olds	3-5 Year Olds	5-7 Year Olds
Sautés	Parallel Sautés	Parallel Sautés	Sautés in 1st Position (Turned Out)
Échappés		Parallel Échappés	Échappés in 1st and 2nd Position (Turned Out)
Hops on Two Feet		Directional Hops (Parallel)	Hops with Quarter or Half Turns (Parallel)
Hops on One Foot		Hops on One Foot from Side to Side (Parallel)	Hops on One Foot (Parallel)
Picked Up Jumps (Hop on two feet, bending your knees and kicking your feet up behind you—like in picked up runs.)			Picked Up Jumps
Spring Points / Spring Heels			Spring Points/ Spring Heels
Fireworks Jumps (Crouch down low, then jump out in a star shape—like fireworks!)	Fireworks Jumps	Fireworks Jumps	Fireworks Jumps

At the Zoo

Free Dance A

Music: [Suite from Zootopia](#)

Zoo Exhibits

Put props throughout the room such as cones, hoops, spot markers, or any marker to denote a space. Each space is a different zoo exhibit. At each exhibit you can place a different movement card featuring a different animal. When the music is paused, students run to an exhibit. When the music plays again, students do the movement on the card or act out any movement for whatever animal is featured on the card freely around the room.

Free Dance B

Music: [The Naturalist](#)

Animal Trainer. Pick a student to “be the trainer” and hold 3-4 movement cards. (For toddlers, the teacher or a parent should be the “trainer”.) Other students will be in the middle of the room waiting for the trainer instructions. The trainer can either hold up a card or simply call out the action on the card. The students act out the action at the exhibit and then the trainer and teacher can cue them to switch stations.

Obstacle Course A

No music needed for this activity.

The Penguin Exhibit. We are traveling through the secret world of the Penguin Exhibit.			
	1.5-3 Year Olds	3-5 Year Olds	5-7 Year Olds
Enter the Secret World	Step or hop on stepping stones to go into the secret world.		
Colder and Colder	Picked up run, weaving through cones as it winds father and further into the world, getting colder and colder.		
Around an Iceberg	Sideways walk around the iceberg hula hoop in a circle looking at the ice world around you.	Galop around the iceberg hula hoop in a circle looking at the ice world around you.	
Over an Ice River	Run and step over the ice river (a scarf) looking for more penguin friends.	Run and leap over the ice river (a scarf) looking for more penguin friends.	

At the Zoo

Obstacle Course B

No music needed for this activity.

Night at the Zoo			
	1.5-3 Year Olds	3-5 Year Olds	5-7 Year Olds
Enter the Zoo	Set up cones at the “entrance” of your zoo. Students tip toe through the cones to enter the zoo.		
Animal Moves	Choose 4-6 animal movement cards from this lesson set and place them around the room. Students do the movement associated with each animal as they spot the animal.		
Exit the Zoo	Place a hula hoop at the “exit” of your zoo. Students run and jump into the hoop to exit the zoo.		

Optional: Give students an empty paper towel holder or a flashlight (without batteries) to point to each animal as they go through the course.

Goodbye or Révérence

For complete details on “Goodbye” (ages 1.5 to 5) or “Révérence” (ages 5 to 7), please refer to the [Little Dancer Curriculum’s Teacher Guide](#).

Student Certificates

When your students have completed this theme, hand out certificates for them to take home!

[Editable, Printable Student Certificates](#)

Recommended Lesson Plans

Ages 1.5 to 3

Exploration

Centre Barre

Traveling A (Weeks 1 + 3)

Traveling B (Weeks 2 + 4)

Centre Allegro

Free Dance A (Weeks 1 + 3)

Free Dance B (Weeks 2 + 4)

Obstacle Course A (Weeks 1 + 3)

Obstacle Course B (Weeks 2 + 4)

Goodbye

Ages 3 to 5

Exploration

Centre Barre

Traveling A (Weeks 1 + 3)

Traveling B (Weeks 2 + 4)

Centre Allegro

Free Dance A (Weeks 1 + 3)

Free Dance B (Weeks 2 + 4)

Obstacle Course A (Weeks 1 + 3)

Obstacle Course B (Weeks 2 + 4)

Goodbye

Ages 5 to 7

Exploration

Centre Barre

Traveling A (Weeks 1 + 3)

Traveling B (Weeks 2 + 4)

Centre Allegro

Free Dance A (Weeks 1 + 3)

Free Dance B (Weeks 2 + 4)

Obstacle Course A (Weeks 1 + 3)

Obstacle Course B (Weeks 2 + 4)

Révérence

Little **DANCER**™ Children's Ballet Method™



LION FIREWORKS JUMPS

Little **DANCER**™ Children's Ballet Method™



MONKEY SWAYS

Little **DANCER**™ Children's Ballet Method™



ELEPHANT STOMPS

Little **DANCER**™ Children's Ballet Method™



GIRAFFE TALL WALKS

Little DANCER™ Children's Ballet Method™



RINO CHARGES

Little DANCER™ Children's Ballet Method™



CHEETAH RUNS

Little DANCER™ Children's Ballet Method™




KANGAROO JUMPS

Little DANCER™ Children's Ballet Method™




ZEBRA GALOPS


At the Zoo



At the Zoo



At the Zoo



At the Zoo

